

# *ESP-Dorado*

ESP-Dorado 2R4  
Release Announcement

September 2017

Formula Consultants Inc.



**CONFIDENTIAL AND PROPRIETARY PROPERTY.**

*Subject to certain restrictions and non-disclosure requirements of Formula Consultants Incorporated.*

### Copyright Notice

Copyright © 2017 by Formula Consultants Incorporated, P.O. Box 544, Anaheim, California 92815.

The computer software described in this document is confidential. The proprietary contents of the program may not be disclosed without the express written consent of Formula Consultants Incorporated.

No part of this material may be reproduced in any form without permission in writing from Formula Consultants Incorporated.

Formula Consultants Incorporated reserves the right to revise or modify the contents of this document. Contact Formula Consultants to verify that you have the most current revision of this document.

The System for Tape Administration and Reporting, STAR-1100, is a proprietary product of Formula Consultants Incorporated. STAR-1100 satisfies the magnetic tape library management requirements of, and is licensed for use on, computer centers using Unisys OS 2200.

Direct your comments or requests to:

Formula Consultants Incorporated  
P. O. Box 544  
Anaheim, California 92815

714/778-0123  
714/778-6364 (Fax)

### Trademarks

UNISYS and MAPPER are trademarks of UNISYS Corporation.  
Formula Consultants Incorporated is a California corporation.

Software Version: 2R4

# Contents

<b>General</b>	<b>1</b>
<b>Product Overview</b>	<b>1</b>
System Overview	1
<b>Release Description</b>	<b>3</b>
Feature Release	3
<b>New Features</b>	<b>3</b>
Within the ESP OS 2200 Collection Tools	3
Collect File Metadata and Source Data	3
Collect Tape Metadata and Source Data	3
Within the ESP Server	4
ESP Database	4
ESP Manager Program	4
Within the ESP Client	4
Dashboard Display	4
File List	5
Tape List	5
Element List	6
Search	6
Management and Collaboration Functions	6
Customizing Options	7
<b>System Requirements</b>	<b>7</b>
For ESP OS 2200 Collection Tools	7
For ESP Server	7
For ESP Client	7
<b>Compatibility</b>	<b>8</b>
<b>Migration</b>	<b>8</b>
<b>OS 2200 EXEC Considerations</b>	<b>8</b>
<b>Documentation</b>	<b>8</b>
<b>FCI Website</b>	<b>9</b>
<b>Product Support</b>	<b>9</b>
For OS 2200 Collection Tools	9
For ESP Server and ESP Client	9

<b>Ordering Instructions</b>	<b>10</b>
To Order	10
Media for General Release	10
OS 2200 Collection Tools	10
ESP Server and ESP Client	10
Media for Corrections	10
<b>ESP-Dorado Pre-Installation Questionnaire</b>	<b>11</b>

# General

---

Formula Consultants Incorporated is pleased to announce that Level 2R4 of ESP-Dorado is now available for distribution.

ESP-Dorado is Formula Consultants' comprehensive presentation, analysis and discovery tool for OS 2200 files and tapes. ESP-Dorado gathers metadata and source data from your OS 2200 files and tapes and stores it in a SQL Server database. Users operate the ESP-Dorado Client program to view the metadata.

## Product Overview

---

ESP-Dorado provides metadata, content, and statistical information for disk and tape files in your OS 2200 enterprise. A server function collects file and tape metadata from OS 2200 and maintains it on a separate database. For some file elements, source contents are also gathered. Authorized users log into a client component to browse and search the ESP-Dorado database.

Users can start from a comprehensive dashboard with rich and varied graphical presentations of statistics and metadata about files and tapes. Analysts have numerous paths to obtain more detailed views of the metadata and data: drilling down within graphical displays, filtering lists of tapes and files, and using a search feature. Authorized users can also display source data from symbolic elements, where available.

Managers, analysts and administrators now have a comprehensive tool for understanding their OS 2200 file environment. ESP-Dorado provides rich and powerful views, ranging from the "big picture" all the way down to source contents. With visual navigation and convenient operations, ESP-Dorado can be operated by users with little or no knowledge of OS 2200 operations.

## System Overview

With its graphical and highly interactive interface, the ESP-Dorado Client gives users a convenient and comprehensive tool for accessing and viewing metadata and content from the disk files and tapes on OS 2200 systems.

ESP-Dorado users do not need extensive OS 2200 knowledge.

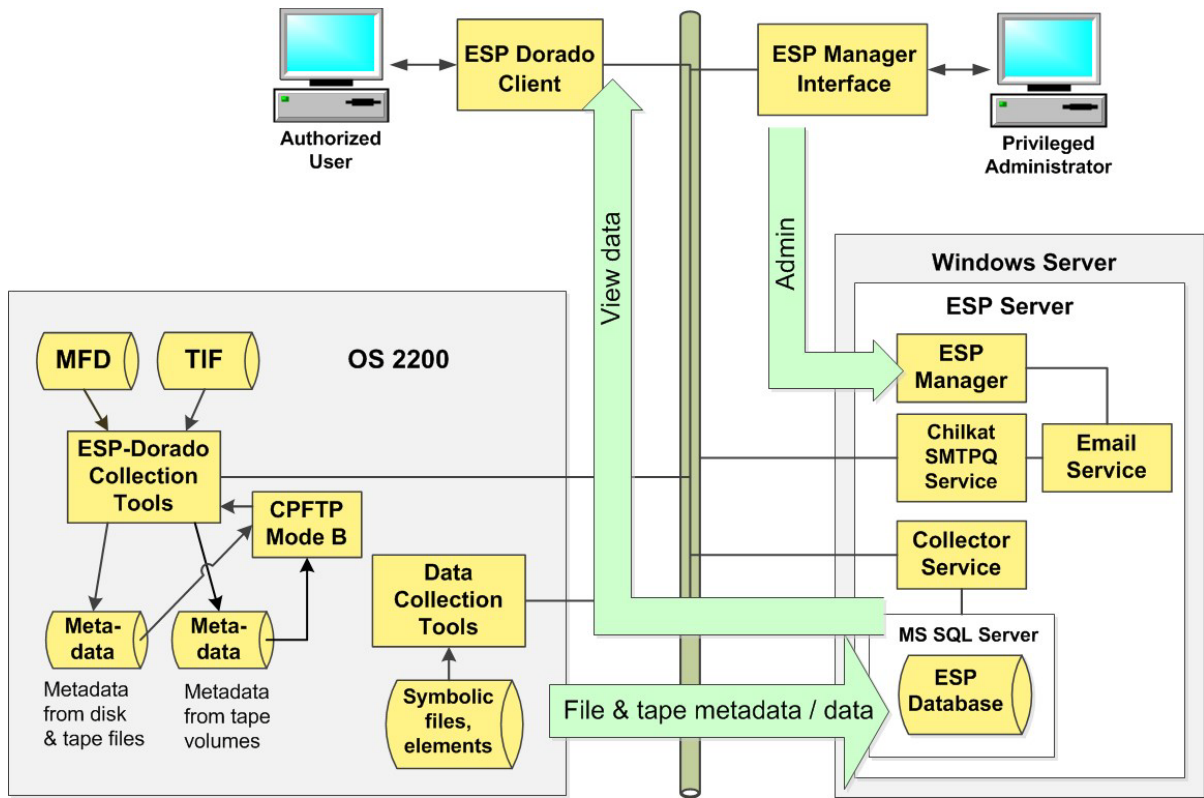


Figure 1. ESP-Dorado Overview

ESP-Dorado consists of three major components:

- **Collection tools** running on your OS 2200 system. The collected metadata and content is passed to the ESP Server.
- An **ESP Server** which stores the metadata and content in a database.
- An **ESP Client**, runs on a Windows workstation. It accesses file and tape metadata and data from the ESP Database; and displays it in diverse graphical and text formats.

For additional technical details about the ESP collection tools and the ESP Server, see *ESP-Dorado 2R4 Administrator Guide*.

# Release Description

---

## Feature Release

ESP-Dorado 2R4 is a feature release.

## New Features

---

### Within the ESP OS 2200 Collection Tools

#### Collect File Metadata and Source Data


The ESP OS 2200 Collection Tools gather metadata from the files:

- from your standard directory MFD, and
- optionally, if present, from your shared file directory MFD.

The tools collect source from symbolic elements.

#### Collect Tape Metadata and Source Data

The tools collect tape metadata from the STAR-1100 Tape Inventory File (TIF).

 **Note** *If your site does not use STAR-1100, you can exercise an option to collect metadata for disk files only. In this option, the display features in the dashboard pertaining to tapes will not appear. The Tape List will not appear.*

Optionally, and by configuration choice, the tools query tape volumes to gather source from symbolic elements.

## Within the ESP Server

### ESP Database

The ESP Database, administered under MS SQL Server, is the repository for all data gathered by the ESP OS 2200 Collection Tools.

### ESP Manager Program

The ESP Manager program supports the following features:

- configure partitions eligible for collections,
- configure users with their access capabilities,
- configure Email capabilities for support alerts,
- optionally configure constraints on the scope of a collection,
- schedule ad hoc and periodic collections of metadata/data,
- monitors the progress of a live collection,
- provide statistics and log materials for a prior collection,
- monitor the status of license keys,
- administer the ESP internals, starting and stopping services as necessary,
- view problem reports entered by ESP Client users, and
- send problem reports to FCI, optionally with relevant diagnostic materials.

## Within the ESP Client

### Dashboard Display

The dashboard is the default presentation at the launch of the ESP Client.

- **Site Statistics** The dashboard presents a summary of site statistics, including the number of files, tapes, storage statistics, etc.
- **Graphical Organization of File Metadata.** The dashboard presents a series of tiles, each with a graphical representation of some aspect of files, such as a pie chart of files by file type. The graphic details are interactive. For example, a click on a pie slice generates an interactive list.
- **Graphical Organization of Tape Metadata.** The dashboard presents a series of tiles, each with a graphical representation of some aspect of tape, such as a pie chart of tape by media type. The graphic details are interactive. For example, a click on a pie slice generates an interactive list.



## File List

The file list is an interactive list of the files for which metadata has been collected. Users can manipulate the list in ways similar to a spreadsheet, or an interactive report-writer.

- **Live, configurable display** Users can dynamically change the order of columns, and suppress or activate the presence of columns.
- **Toolbar.** A toolbar provides convenient one-click buttons to present the list in frequently used arrangements. Users can define custom views.
- **Single-click sorting.** Click on any column heading to sort the list on the values in that column. Click again to reverse the sort order.
- **Column statistics** Users can operate a widget in certain columns to produce counts, averages, etc.
- **Filters** Users can manually filter the report by entering values into an entry area under the column heading. The list responds immediately. More sophisticated filtering is available with Boolean operators.
- **Back-up information** Where present, users can expand file entries to reveal the back-up history.
- **Viewing elements** Users expand a file entry to reveal all the constituent elements.
- **Fast preview of element** Users hover over a binoculars icon to generate a transient display of the source element.
- **View and edit an element** Having configured a DEMAND-based editor or a local PC-based editor, users can open a source element and edit it directly on the OS 2200 system.

## Tape List

The tape list is an interactive list of the tape volumes for which metadata has been collected. Users can manipulate the list in ways similar to a spreadsheet, or an interactive report-writer.

- **Live, configurable display** Users can dynamically change the order of columns, and suppress or activate the presence of columns.
- **Toolbar.** A toolbar provides convenient one-click buttons to present the list in frequently used arrangements. Users can define custom views.
- **Single-click sorting.** Click on any column heading to sort the list on the values in that column. Click again to reverse the sort order.
- **Column statistics** Users can operate a widget in certain columns to produce counts, averages, etc.
- **Filters** Users can manually filter the report by entering values into an entry area under the column heading. The list responds immediately. More sophisticated filtering is available with Boolean operators.

- **Back-up information** Where present, users can expand tape entries to reveal the file contents.

## Element List

The element list is an interactive list of the file elements for which metadata and symbolic source has been collected. Users can manipulate the list in ways similar to a spreadsheet, or an interactive report-writer.

- **Live, configurable display** Users can dynamically change the order of columns, and suppress or activate the presence of columns.
- **Toolbar.** A toolbar provides convenient one-click buttons to present the list in frequently used arrangements. Users can define custom views.
- **Single-click sorting.** Click on any column heading to sort the list on the values in that column. Click again to reverse the sort order.
- **Column statistics** Users can operate a widget in certain columns to produce counts, averages, etc.
- **Filters** Users can manually filter the report by entering values into an entry area under the column heading. The list responds immediately. More sophisticated filtering is available with Boolean operators.
- **Fast preview of element** Users hover over a binoculars icon to generate a transient display of the source element.
- **View and edit an element** Having configured a DEMAND-based editor or a local PC-based editor, users can open a source element and edit it directly on the OS 2200 system.

## Search

Users operate the search feature to generate result lists of files or elements.

- **Input options** Users can input parameters in a string input or by filling in parameters in a convenient form.
- **Post-search filters** Users add filter parameters to further refine search results.
- **Output options** Users can choose between a traditional browser-like output format, or list formats.

## Management and Collaboration Functions

- **Bookmarks** Users can bookmark entire lists or constituent parts of a list for later recall.
- **Tasks** Users assign tasks to colleagues and can attach a bookmark so the recipient can recreate the view they were working on.
- **Problems** Users can enter problem reports into the ESP database.

## Customizing Options

The ESP Client workspace is highly flexible and can be re-arranged to support different work patterns.

- **Multiple monitors** It is easy to split off feature panes onto a second monitor.
- **Movable panes** The presentation panes of various features can be independently split off for side-by-side arrangement.

# System Requirements

---

## For ESP OS 2200 Collection Tools

- Unisys CP OS2200 Level CP16.0 or higher.
- The capability to configure a mode B CPFTP process.



**Warning:** *The ESP OS 2200 CollectionTools use a mode B CPFTP process for crucial connectivity with the ESP Server. Consult the **ESP-Dorado 2R4 Administrator Guide** to configure it correctly.*

- CIFS Optional. Required only to support ESP Client users' choice of editing with a local (workstation-installed) editor.

## For ESP Server

- Server platform with Xeon i7 processor
- Disk space: 300 GB available.
- Real memory: 12 GB recommended
- Windows Server 2008 or 2012 operating system.
- MS SQL Server 2012 R2.

## For ESP Client

- Real memory: 4 MB minimum, 8 MB recommended,
- Disk storage: 50 GB.
- Operating system: Windows 7, 8, or 10.
- .NET 4.6.1
- Optional source editing via DEMAND:
  - Valid OS 2200 userid/password

- A terminal emulator.
- A DEMAND-based editor accessible to your OS 2200 session.
- Optional source editing via local editor:
  - Valid OS 2200 userid/password.
  - A PC-based editor installed on your workstation.
  - CIFS operating on the relevant OS 2200 partition(s).

## Compatibility

---

ESP-Dorado 2R4 OS 2200 Collection tools are compatible with CP OS-2200 16 or higher.

ESP-Dorado is compatible with STAR-1100 Level 8R1A or higher.

## Migration

---

There are no migration concerns.

## OS 2200 EXEC Considerations

---

See the *ESP-Dorado 2R4 Administrator Guide* for important configurations in connectivity.

## Documentation

---

Documents provided with release 2R4 include:

- *ESP-Dorado Pre-Installation Questionnaire*
- *ESP Client Quick Start Guide* (this document)
- *ESP OS 2200 Collection Tools Quick Start Guide*
- *ESP Server Quick Start Guide*
- *ESP-Dorado 2R4 Release Announcement*
- *ESP-Dorado 2R4 Administrator Guide* FP-102001-001
- *ESP-Dorado 2R4 Client User Guide* FP-102002-001

# FCI Website

---

You may obtain general information about Formula Consultants, Inc. and its products at our website at [www.formula.com](http://www.formula.com). After you register with the site and receive a userid and password, you can also download Notes of Interest. Product Software Release DVD and Software Object Module Updates and documentation in PDF format is also available (Adobe Acrobat Reader required).

## Product Support

---

### For OS 2200 Collection Tools

FCI Support Center (FCISC) is available for use to support the OS 2200 component of ESP-Dorado. The FCI Support Center is a 2200 host server software system accessible via the standard UNISYS Remote Site Support (RSS). It allows you to send and receive data electronically to and from FCI. Refer to the *ESP-Dorado 2R4 Administrator Guide* for more information.

### For ESP Server and ESP Client

The ESP Client has a built-in problem reporting feature. Users of the Client program can enter problem descriptions, which are stored in the ESP database and then accessible to all users of the Client.

The ESP Administrator uses the ESP-Dorado Manager program to administer the operation and support of the ESP-Dorado product. Using the Manager, the ESP Administrator can view problem reports initiated by users of the Client program. The administrator can annotate a problem report and escalate it to FCI for attention.

The ESP database also captures information about exceptions which were internally generated by Windows or by an ESP-Dorado component. Administrators can use ESP Manager features to send these reports to FCI, along with relevant diagnostic materials.


# Ordering Instructions

---

## To Order

To order your site's copy of ESP-Dorado 2R4, contact a sales representative at Formula Consultants Inc., at 714-778-0123.

A pre-installation questionnaire is appended to this document.

 **Note** *Part of the ordering process involves completing a pre-installation questionnaire. In the questionnaire you will be describing some aspects of your intended operating environment: the relevant OS 2200 partition(s) and the server platform where you will host the ESP Server and database.*

## Media for General Release

FCI offers the following options for receiving the general release of ESP-Dorado 2R4:

### OS 2200 Collection Tools

- A release tape in a DVD image format. See the *Release Tape Recreation Instructions*.

### ESP Server and ESP Client

- An installation DVD image.

## Media for Corrections

FCI offers the following options for receiving corrections to ESP-Dorado 2R4.

- Support Website download
- Email



# ESP-Dorado Pre-Installation Questionnaire

---

To create license keys for ESP-Dorado, Formula Consultants needs two kinds of information: business information and technical data.

The business information is provided by your responses in this questionnaire.

The technical data is provided as follows:

- your responses to this questionnaire,
- text string(s) you send after executing the OS 2200 info utility, and
- text string(s) you send after executing the Server info utility.

## Administrative Information

**Company:** \_\_\_\_\_

**Technical Contact:** \_\_\_\_\_

**Client:** \_\_\_\_\_

(If Unisys or facilities management organization)

**Contact Address:** \_\_\_\_\_

**City:** \_\_\_\_\_

**State/Province:** \_\_\_\_\_ **Postal code:** \_\_\_\_\_

**Country:** \_\_\_\_\_

**Phone:** \_\_\_\_\_  
(Please indicate dialing sequence from out of country, including country code.)

**EMAIL:** \_\_\_\_\_

**Site comments:** \_\_\_\_\_

**Contact us**


**Formula Consultants Inc.**

714 778-0123

714 778-6364 FAX

esp@formula.com

## OS 2200 Partition Information

 **Note:** Please provide same information for each site partition intended for ESP-Dorado coverage. (You may need to make multiple copies of this page before replying.)

### Partition Description:

**Site Identifier:** \_\_\_\_\_ (i.e.: SITEID )

**Description:** \_\_\_\_\_

**Current ClearPath OS2200 Level** (e.g: CP16.0) \_\_\_\_\_

**MCN** (machine control number): \_\_\_\_\_

**Security:** (check)    **Fundamental**     **SecOpt 1**     **SecOpt2**

**FTP:** (check)    **CPFTP installed?**     ( **Mode A**     **Mode B**  )

### Fixed Disk (Estimated) Usage

Track Count \_\_\_\_\_

File Count \_\_\_\_\_

### Does This Partition Use

Removable Disk            **YES**     **NO**

Shared Disk                **YES**     **NO**

TIP                            **YES**     **NO**

OS2200 BIS (MAPPER)    **YES**     **NO**

### Tape Use

Tape Management System:    STAR-1100?     Shared / SLS?

Total number of tapes used by partition \_\_\_\_\_

Type/Description of Physical or Virtual Tape Library

---



# Windows Server Information

(Note: MS SQL Server must be available on the server system.)

Windows Server Name \_\_\_\_\_

Choose a supported OS:      **Windows Server 2012**       **Windows Server 2012R2**

Version of SQL Server              **SQL Server 2014**               **SQL Server 2016**

Memory Amount (12 GBs Recommended) \_\_\_\_\_

Disk Space C:\ Drive (300 GBs Recommended) \_\_\_\_\_

Is your server hosted in the Dorado frame?    Yes     No

    If YES, connectivity:    Infiniband     Network

Remote access available for FCI to assist installation?    Yes     No

Windows Server Name \_\_\_\_\_

Choose a supported OS:      **Windows Server 2012**       **Windows Server 2012R2**

Version of SQL Server              **SQL Server 2014**               **SQL Server 2016**

Memory Amount (12 GBs Recommended) \_\_\_\_\_

Disk Space C:\ Drive (300 GBs Recommended) \_\_\_\_\_

Is your server hosted in the Dorado frame?    Yes     No

    If YES, connectivity:    Infiniband     Network

Remote access available for FCI to assist installation?    Yes     No

Windows Server Name \_\_\_\_\_

Choose a supported OS:      **Windows Server 2012**       **Windows Server 2012R2**

Version of SQL Server              **SQL Server 2014**               **SQL Server 2016**

Memory Amount (12 GBs Recommended) \_\_\_\_\_

Disk Space C:\ Drive (300 GBs Recommended) \_\_\_\_\_

Is your server hosted in the Dorado frame?    Yes     No

    If YES, connectivity:    Infiniband     Network

Remote access available for FCI to assist installation?    Yes     No

## ESP-Dorado Client Information

Please provide a partition identifier and the number of Client copies to be installed, for each partition.

How many ESP-Dorado Clients are to be installed? \_\_\_\_\_

(5 clients minimum per partition)

**Partition Identifier**

**# of clients**

How many ESP-Dorado Clients are to be installed? \_\_\_\_\_

(5 clients minimum per partition)

**Partition Identifier**

**# of clients**

How many ESP-Dorado Clients are to be installed? \_\_\_\_\_

(5 clients minimum per partition)

**Partition Identifier**

**# of clients**

## Other

Do you have any additional questions or comments which would help FCI plan for your site's installation?

---

---

---